

BỘ GIÁO DỤC VÀ ĐÀO TẠO

TIẾNG ANH

TẬP MỘT

SÁCH HỌC SINH

3



NHÀ XUẤT BẢN GIÁO DỤC VIỆT NAM



MACMILLAN

BỘ GIÁO DỤC VÀ ĐÀO TẠO

Hoàng Văn Vân (Tổng Chủ biên), Phan Hà (Chủ biên)
Đỗ Thị Ngọc Hiền, Đào Ngọc Lộc,
Trương Thị Ngọc Minh, Nguyễn Quốc Tuấn
Với sự cộng tác của Ken Wilson

TIẾNG ANH

SÁCH HỌC SINH

3

TẬP MỘT


(Sách có kèm CD - Tái bản lần thứ ba có chỉnh lí)



NHÀ XUẤT BẢN GIÁO DỤC VIỆT NAM



MACMILLAN



Mr Binh



Mrs Binh



Nam



Hoa



Mr Thanh



Mrs Lan



Mai



Phong



Mr Brown



Mrs Brown



Peter



Linda



Mr Green



Mrs Green



Tom



Mary



Nga



Quan



Tony



Linh



Miss Hien



Mr Loc

Lời nói đầu

Tiếng Anh 3, Tập Một do Nhà xuất bản Giáo dục Việt Nam tổ chức biên soạn theo Chương trình thí điểm Tiếng Anh tiểu học do Bộ Giáo dục và Đào tạo ban hành, với sự hợp tác chặt chẽ về chuyên môn và kỹ thuật của Nhà xuất bản **Macmillan (MPC)**. Sách được biên soạn theo đường hướng giao tiếp, giúp học sinh bước đầu hình thành và phát triển năng lực giao tiếp bằng tiếng Anh, thông qua bốn kỹ năng nghe, nói, đọc và viết, trong đó ưu tiên phát triển hai kỹ năng nghe và nói.

Tiếng Anh 3, Tập Một xoay quanh hai chủ điểm giao tiếp gần gũi với học sinh: *Me and My Friends*, *Me and My School*. Mỗi chủ điểm được chia thành năm đơn vị bài học (Unit) tương ứng với năm chủ đề của chương trình. Sau năm đơn vị bài học là một bài ôn (Review) tập trung vào các kỹ năng giao tiếp (nghe, nói, đọc, viết) và kiến thức ngôn ngữ cơ bản (ngữ âm, từ vựng, ngữ pháp).

Tiếng Anh 3, Tập Một được biên soạn dựa trên những cơ sở lý luận và thực tiễn của việc dạy và học tiếng Anh tiểu học ở Việt Nam, có tính đến tâm lý lứa tuổi và giao lưu quốc tế.

Các tác giả rất mong nhận được những ý kiến đóng góp của các nhà giáo, phụ huynh học sinh và đông đảo bạn đọc quan tâm để sách được hoàn thiện hơn.

Các tác giả

BOOK MAP

ME AND MY FRIENDS

Unit 1 Hello

Page 6

Competences

- Greeting and self-introduction
- Greeting and responding to greeting

Sentence Patterns

Hello/Hi. I'm + *name*.
How are you?
I'm fine, thanks/
thank you.

Vocabulary

hi, hello, how, fine,
thanks, I'm, thank you,
Nice to meet you.
How are you?

Phonics

bye
hello

Unit 2 What's your name?

Page 12

Competences

- Asking and answering questions about one's name
- Asking and answering questions about how to spell one's name

Sentence Patterns

What's your name?
My name's + *name*.
How do you spell your
name?

Vocabulary

proper names
what's, you, your,
name, how, do, spell

Phonics

Mai
Peter

Unit 3 This is Tony

Page 18

Competences

- Introducing someone
- Asking and answering questions about someone

Sentence Patterns

This is + *name*.
Is this/that + *name*?
Yes, it is./No, it isn't.

Vocabulary

this/that, yes, no

Phonics

Tony
yes

Unit 4 How old are you?

Page 24

Competences

- Asking and answering questions about someone
- Asking and answering questions about someone's age

Sentence Patterns

Who's that?
It's + *name*.
How old are you?
I'm + *age*.

Vocabulary

who, how old

Phonics

five
six

Unit 5 Are they your friends?

Page 30

Competences

- Introducing one's friend and responding to the introduction
- Asking and answering questions about friends

Sentence Patterns

This is my friend + *name*.
Are they your friends?
Yes, they are./No, they
aren't.

Vocabulary

proper names
they, friend, are, aren't

Phonics

that
yes

Review 1

Page 36

ME AND MY SCHOOL

Unit 6 Stand up!

Page 40

Competences

- Giving and responding to instructions
- Asking for and giving permission

Sentence Patterns

Stand up!
May I sit down?
Yes, you can./No, you can't.

Vocabulary

stand up, sit down, come, here, open, close, can, go out, come in

Phonics

come
down

Unit 7 That's my school

Page 46

Competences

- Talking about school facilities
- Asking and answering questions about school facilities

Sentence Patterns

That's the + *school facility*.
Is the + *school facility* + *adjective*?

Vocabulary

school, library, classroom, computer room, playground, gym, big, small, old, new, large

Phonics

gym
look

Unit 8 This is my pen

Page 52

Competences

- Identifying school things
- Talking about school things

Sentence Patterns

This/That is + *school thing*.
These/Those are + *school things*.

Vocabulary

rubber, pencil case, school bag, notebook, pencil, ruler, these, those

Phonics

ruler
these

Unit 9 What colour is it?

Page 58

Competences

- Asking and answering questions about school things
- Asking and answering questions about colours

Sentence Patterns

Is this/that your + *school thing*?
What colour is it?
It's + *colour*.
What colour are they?
They're + *colour*.

Vocabulary

pencil sharpener, blue, bookcase, black, yellow, brown, green, orange

Phonics

it
orange

Unit 10 What do you do at break time?

Page 64

Competences

- Asking and answering questions about break-time activities
- Expressing likes and dislikes

Sentence Patterns

What do you do at break time?
I play + *game/sport*.
Do you like + *game/sport*?
Yes. I do./No, I don't.

Vocabulary

break time, badminton, football, chess, basketball, table tennis, play, like, skating, hide-and-peek, skipping, blind man's bluff

Phonics

blind
skating

Review 2

Page 70

Glossary

Page 74



Lesson 1

1 Look, listen and repeat.   

a Hello. I'm Mai. Hi, Mai. I'm Nam.



b Hello. I'm Miss Hien.



Hello, Miss Hien.
Nice to meet you.


2 Point and say.  

Hello. I'm _____.



Miss Hien

Hello, _____.
I'm _____.



Nam



Mai



Quan

3 Let's talk. 



_____. I'm _____.

Nam

Quan

Phong

Mai

Hoa

Miss Hien

 Hi = Hello
I'm = I am

4 Listen and tick.  



1. **a**



b



2. **a**



b

5 Let's write. 

I'm
Hello

1. Mai: _____ . I'm Mai.

Nam: Hi, Mai. _____ Nam.

2. Miss Hien: Hello. _____ Miss Hien.

Class: _____ , Miss Hien. Nice to meet you.

6 Let's sing. 



Hello

Hello. I'm Mai.
Hello. I'm Mai.
Hello. I'm Nam.
Hello. I'm Nam.
Hello. I'm Miss Hien.
Hello. I'm Miss Hien.
Nice to meet you.
Nice to meet you.

Lesson 2

1 Look, listen and repeat.   



2 Point and say.  



3 Let's talk.  



 Say "goodbye" to your teacher and "bye" to your friends.

4 Listen and number.  



a



b



c



d

5 Read and complete.  

bye thank you fine goodbye

1. Miss Hien: Goodbye, class.

2. Mai: Bye, Nam.

Class: (1) _____, Miss Hien.

Nam: (2) _____, Mai.

3. Nam: How are you, Quan?

Quan: (3) _____, thanks. And you?

Nam: Fine, (4) _____.

6 Let's write. 



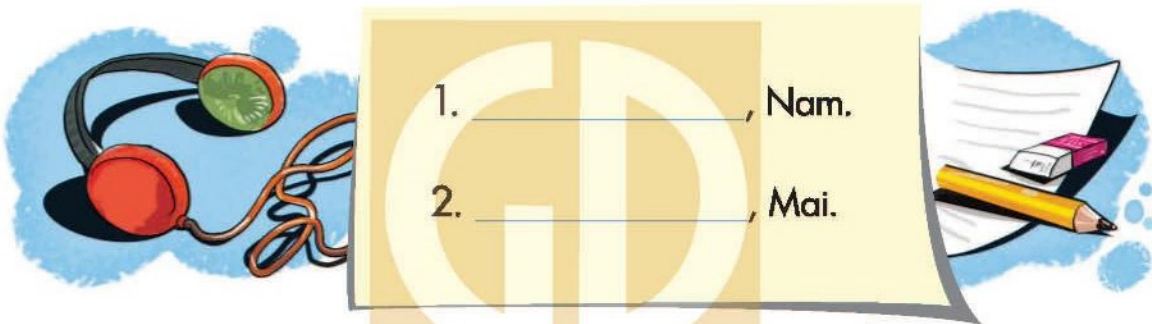
Lesson 3

1 Listen and repeat.

b **bye** Bye, Nam.

h **hello** Hello, Nam.

2 Listen and write.



1. _____, Nam.
2. _____, Mai.

3 Let's chant.

Hello, I'm Mai.
Hello, I'm Mai.

Hi, Mai.
Hi, Mai.
I'm Nam.
I'm Nam.

Nice to meet you.
Nice to meet you.



Hello. How are you?
Hello. How are you?

Fine, thank you.
Fine, thank you.
And you?
And you?

Fine, thank you.
Fine, thank you.



4 Read and match.  

1 Hello. I'm Miss Hien.

2 Hi. I'm Nam.

3 Bye, Mai.

4 How are you?

a Hello, Nam. I'm Mai.

b Bye, Nam.

c I'm fine, thanks.

d Hello, Miss Hien.
Nice to meet you.

5 Read and write.  

1. _____ . I'm Mai.

2. Hi, Mai. _____ Nam.

3. _____ to meet you, Miss Hien.

4. _____ are you?

5. _____ , thanks.

6 Project 

Make name cards for you and your friends.
Present them to your class.






Lesson 1

1 Look, listen and repeat.   

a Hi. My name's Peter.

b I'm Linda. What's your name?



2 Point and say.  

What's your name?

My name's _____.



3 Let's talk.  

_____ your name?

My name's _____.



What's = What is
My name's = My name is

4 Listen and tick.  



Linh

Peter

1. **a**



Linh

Mai

b



Nam

Mai

2. **a**



Linda

Nam

b

5 Look and write.  




1. **A:** What's your name?
B: _____ Peter.



2. **A:** I'm _____.
B: _____ Linda.

6 Let's sing. 




The alphabet song

ABCDEF G
HIJKLMN OP
QRSTU V
WXYZ.

Now I know my ABCs.
Next time will you sing with me?

Lesson 2


1 Look, listen and repeat.   



2 Point and say.  



3 Let's talk.  



4 Listen and number.  



a



b



c



d

5 Read and match.  

1 A: Hi. My name's Linda.

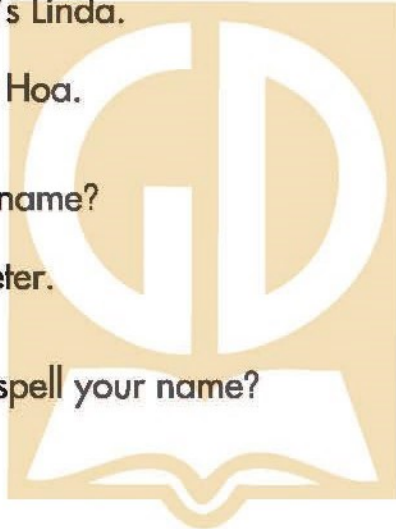
B: Hi, Linda. I'm Hoa.

2 A: What's your name?

B: My name's Peter.

3 A: How do you spell your name?

B: N-A-M.



6 Let's write. 



Lesson 3

1 Listen and repeat.

m

Mai


My name's **Mai**.

p

Peter

Hello, **Peter**.

2 Listen and write.



1. Hello, _____.

2. My name's _____.

3 Let's chant.

What's your name?



What's your name? My name's Mai.

Nice to meet you.

What's your name? My name's Linda.

Nice to meet you.

What's your name? My name's Peter.

Nice to meet you.



4 Read and match.

- 1 Hello. I'm Mai.
 - 2 What's your name?
 - 3 My name's Linda.
Nice to meet you.
 - 4 How do you spell your name?
- a My name's Quan.
Nice to meet you too.
 - b Hi, Mai. I'm Peter.
 - c P-E-T-E-R.
 - d My name's Linda.

5 Read and complete.

hi name's how what's my

1. Peter: Hello. (1) _____ name's Peter.
Quan: (2) _____, Peter. My name's Quan.
Peter: Nice to meet you, Quan. (3) _____ do you spell your name?
Quan: Q-U-A-N.
2. Linda: (4) _____ your name?
Phong: My (5) _____ Phong. And your name?
Linda: Linda. L-I-N-D-A.

6 Project


Work in groups. Interview your classmates.






Lesson 1


1 Look, listen and repeat.   



2 Point and say.  



3 Let's talk.  



4 Listen and tick.  



1. a



b



2. a



b

5 Look and write.  



1. Linda: _____ Nam.
Peter: _____

Nice to meet you.



2. Mai: _____ Phong.
Linda: _____

Nice to meet you.

6 Let's sing. 





How are you?


Hello, Peter. How are you?
I'm fine, thank you. How are you?
Thank you, Peter. I'm fine too.
Let's go to school together.
How are you, Nam, Quan and Mai?
Thank you, Miss Hien, we're fine.

Lesson 2

1 Look, listen and repeat.   




2 Point and say.  



3 Let's talk.  



 It's = It is
It isn't = It is not

4 Listen and number.  



a



b



c



d

5 Look, read and answer.   



1. Is that Linda?

_____.



2. Is that Peter?

_____.



3. Is that Phong?

_____.




4. Is that Nam?

_____.

6 Let's play. 

Line-up
(Making sentences)



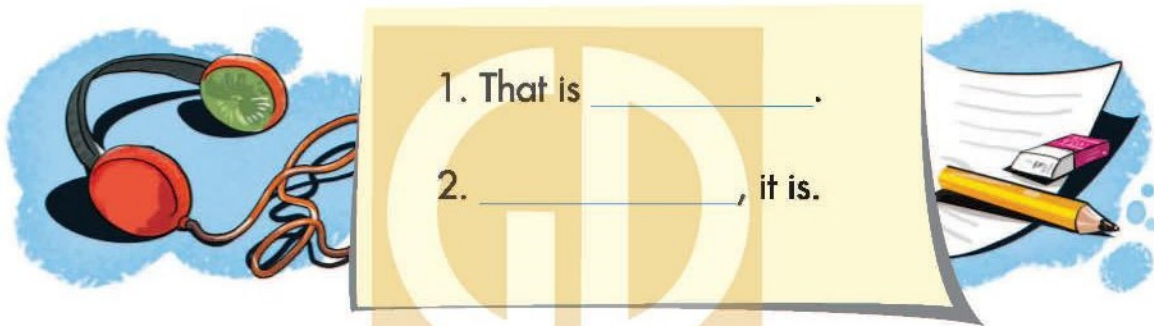
Lesson 3

1 Listen and repeat.  

t **Tony** Is that Tony?

y **yes** Yes, it is.

2 Listen and write.  

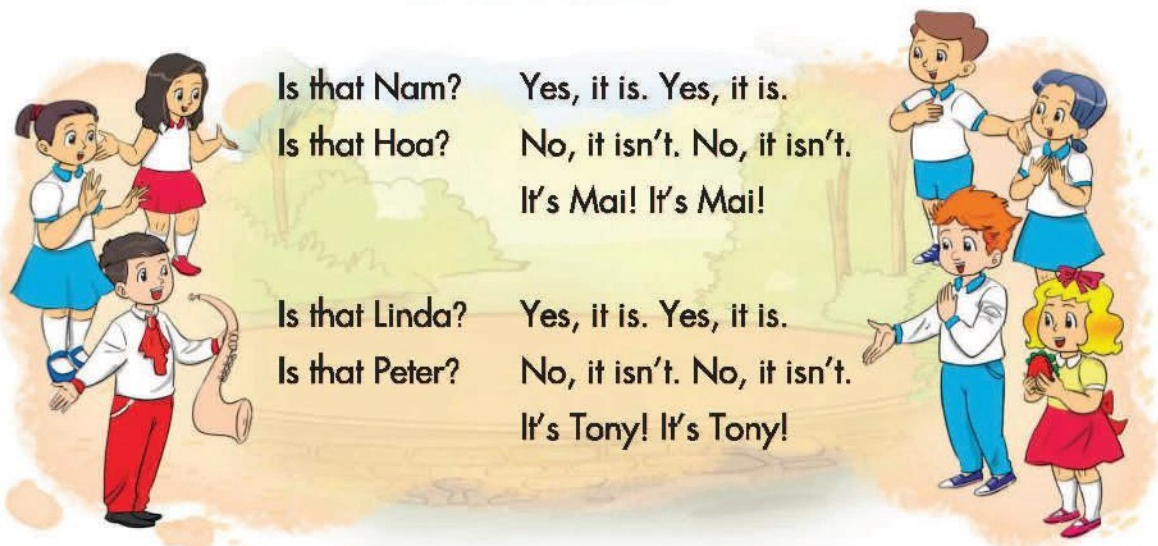


1. That is _____.

2. _____, it is.

3 Let's chant. 

Is that Nam?



Is that Nam?	Yes, it is. Yes, it is.
Is that Hoa?	No, it isn't. No, it isn't. It's Mai! It's Mai!
Is that Linda?	Yes, it is. Yes, it is.
Is that Peter?	No, it isn't. No, it isn't. It's Tony! It's Tony!

4 Read and complete.  

isn't that hello this

1 Miss Hien: (1) _____ is Quan.

Class: (2) _____, Quan.



2 Linda: Is (3) _____ Quan?

Nam: No, it (4) _____.

It's Phong.



5 Look, read and write.   

1. Hi! I'm _____.

2. This is _____.

3. And this is _____.


4. That's _____.

5. And that's _____.



6 Project 

Draw your best friend.



This is _____.




Lesson 1

1 Look, listen and repeat.   



2 Point and say.  

Who's that? It's _____.



3 Let's talk.  



 Who's = Who is

4 Listen and tick.  



1. **a**



b



2. **a**



b

5 Read and write.  



1. A: _____ that?
B: It's Tony.



2. A: And _____ ?
B: It's Mr Loc.

6 Let's write. 

Who's that?



Tony



Mary



Peter



Linda


1. *It's Tony.* 2. _____ . 3. _____ . 4. _____ .

Lesson 2

1 Look, listen and repeat.



2 Point and say.



3 Let's talk.



4 Listen and write.  



1. I'm _____
years old.



2. I'm _____
years old.



3. I'm _____
years old.



4. I'm _____
years old.

5 Read and tick.  

1 Hi. I am Mary.
I am six years old.

2 Hello. I am Mai.
I am eight years old.

3 My name is Phong.
I am ten years old.

4 I am Tony.
I am ten years old, too.



Age		
6	8	10
<input type="checkbox"/>	<input type="checkbox"/>	<input type="checkbox"/>
<input type="checkbox"/>	<input type="checkbox"/>	<input type="checkbox"/>
<input type="checkbox"/>	<input type="checkbox"/>	<input type="checkbox"/>
<input type="checkbox"/>	<input type="checkbox"/>	<input type="checkbox"/>

6 Let's sing. 



**Let's count
from one to ten**

One, two, three, four, five, jump.
Six, seven, eight, nine, ten, jump.
One, two, three, four, five, jump.
Six, seven, eight, nine, ten, jump.

One, two, three, four, five, jump.
Six, seven, eight, nine, ten, jump.
One, two, three, four, five, jump.
Six, seven, eight, nine, ten, jump.

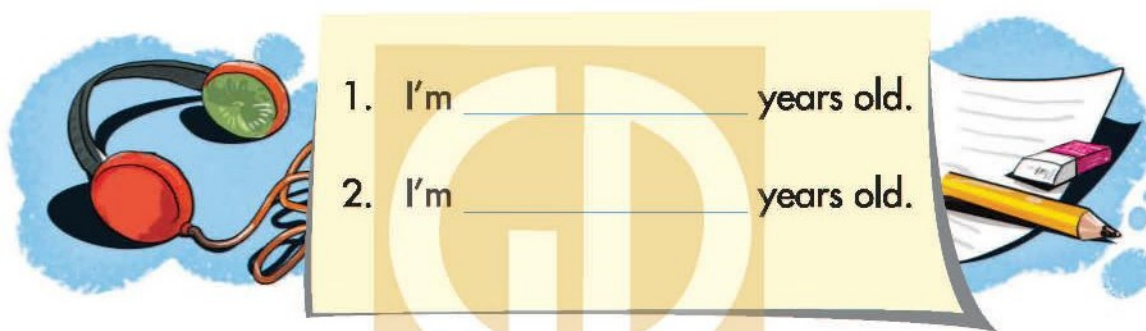
Lesson 3

1 Listen and repeat.

f **five** I'm **f**ive years old.

s **six** I'm **s**ix years old.

2 Listen and write.



1. I'm _____ years old.

2. I'm _____ years old.

3 Let's chant.

How old are you?



How old are you? Three, three.
I'm three.

How old are you? Five, five.
I'm five.

How old are you? Six, six.
I'm six.

4 Read and match.  

1 Who's that?

2 How old are you?

3 Is that Mary?

a I'm six years old.

b Yes, it is.

c It's my friend Linda.

5 Read and write.  

1. Hoa: _____ are you, Nam?

Nam: _____ eight years old.

2. Tony: _____ are you, Quan?

Quan: _____ ten _____.



6 Project 

Talk to your friends. Write their names and ages.

How old are you, Hung?

I'm eight years old.




Name	Age
Hung	8

Lesson 1

1 Look, listen and repeat.   



2 Point and say.  



3 Let's talk.  



4 Listen and tick.  



1. **a**



b



2. **a**



b

5 Read and write.  

My friends



1. Linda: _____ my friend Mary. 2. Nam: This is _____ Tony.

Peter: _____, Mary. I'm Peter. Quan: _____, Tony.

Nice to meet you.

6 Let's sing. 

The more we are together

The more we are together,
Together, together.
The more we are together,
The happier we are.




For your friends are my friends,
And my friends are your friends.
The more we are together,
The happier we are.

Lesson 2

1 Look, listen and repeat.   

a That's Peter. And that's Tony.



Are they your friends?

Yes, they are.

b Are they your friends?



No, they aren't.

2 Point and say.  

Are they your friends?

Yes, _____.

No, _____.



3 Let's talk. 

Are _____ your friends?



_____.

 They're = they are
aren't = are not

4 Listen and number.  



a



b



c



d

5 Read and complete.  

and name nine friends




Hi! My (1) _____ is Mai.

I am (2) _____ years old.

This is Linda. (3) _____ this is Tony.

They are my (4) _____. Linda is nine years old and Tony is ten years old.

6 Write about you and your friends. 

1 Your name: *My name is* _____.

2 Your age: *I am* _____.

3 Names of your friends: _____, _____

_____ *and* _____ are my friends.

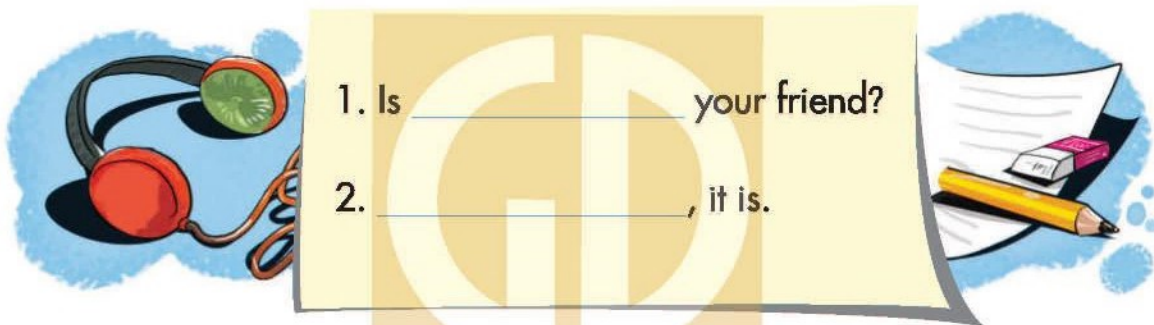
Lesson 3

1 Listen and repeat.

a **that** Who is **that**?

e **yes** Yes, it is.


2 Listen and write.



1. Is _____ your friend?
2. _____, it is.

3 Let's chant.

Who's that?



Who's that?	It's Linda.
Is she your friend?	It's Linda. Yes, she is. Yes, she is.
Who are they?	They're Nam and Mai. They're Nam and Mai.
Are they your friends?	Yes, they are. Yes, they are.
Are Mary and Linda your friends?	Yes, they are. Yes, they are.

4 Read and match.  

- | | |
|--------------------------|----------------------------|
| 1 Who's that? | a Yes, they are. |
| 2 Is that your friend? | b They're Peter and Linda. |
| 3 Who are they? | c It's Tony. |
| 4 Are they your friends? | d No, it isn't. |

5 Circle the correct words. 

- Mai, this is my (*friend / friends*).
- Who are (*they / name*)?
- Are (*Peter / Peter and Mary*) your friends?
- (*Yes / No*), they are my friends.
- No, they (*are / aren't*) my friends.

6 Project 



Put the photos of your friends on a sheet of paper and present them to your class.



This is Binh, and this is Manh.
They're my friends.







Review 1



1 Listen and tick.

1.  a  b

2.  a  b

3.  a  b

4.  a  b

5.  a  b

2 Listen and number.

 a  b  c  d

3 Read and complete.  

nine hello friends name

(1) _____! My (2) _____ is Nam. I'm eight years old.

These are my (3) _____ Peter and Linda. Peter is seven years old,
and Linda is (4) _____.

4 Read and match.  

- 1 Hello, Nam.
- 2 How old are you, Mary?
- 3 What's your name?
- 4 How do you spell your name?
- 5 Are Peter and Mary your friends?

- a L-I-N-D-A.
- b My name's Tony.
- c Yes, they are.
- d I'm eight.
- e Hi, Peter.


5 Look and say.  



Short story

Cat and Mouse 1

1 Read and listen to the story. 🧐 🎧



2 Complete the conversation. 

Chit: Hello. (1) _____ Chit the Mouse.

How (2) _____?

Miu: I'm (3) _____, thank you.

Chit: What's (4) _____ name?

Miu: (5) _____ Miu the Cat.

Chit: Nice to (6) _____, Miu.

Miu: How (7) _____ "Chit"?

Chit: C-H-I-T.

3 Work in pairs. Have a similar conversation with a partner. Use your names. 

4 Match the questions with the answers. 

1 Who's that?

2 How do you spell "Miu"?

3 What's your name?

4 Are they your friends?

a M-I-U.

b Yes, they are.

c My sister Mimi.

d Miu.






Lesson 1

1 Look, listen and repeat.   



2 Point, say and do the actions.   



3 Let's talk.  



___ your book, please!

___ up, please!



___ here, please!

___ your book, please!

___ down, please!



 Be quiet! = Don't talk!

4 Listen and tick.  

1.		a <input type="checkbox"/>		b <input type="checkbox"/>		c <input type="checkbox"/>
2.		a <input type="checkbox"/>		b <input type="checkbox"/>		c <input type="checkbox"/>
3.		a <input type="checkbox"/>		b <input type="checkbox"/>		c <input type="checkbox"/>

5 Look and write.  



_____ your book,
please!



Be _____, please!



_____ your book,
please!



_____ down, please!



_____ here, please!



_____ up, please!


6 Let's play. 

Simon says ...



Lesson 2

1 Look, listen and repeat.   



2 Point and say.  

May I _____? Yes, you can.

No, you can't.

a  come in/yes

b  go out/yes

c  speak/no

d  write/no

3 Let's talk. 



 can't = cannot

4 Listen and number.  



a



b



c



d

5 Read and match.  

1. A: May I go out?
B: Yes, you can.

2. A: May I ask a question?
B: Yes, you can.

3. A: May I open the book?
B: No, you can't.

4. A: May I come in?
B: Yes, you can.



6 Let's write. 



1. A: May I _____ ?
B: Yes, you can.



2. A: May I _____ ?
B: Yes, you can.



3. A: May I _____ ?
B: No, you can't.



4. A: May I _____ ?
B: Yes, you can.

Lesson 3

1 Listen and repeat.

c **come** May I **come** in?

d **down** May I sit **down**?

2 Listen and write.



1. May I _____ in?
2. Sit _____, please.

3 Let's sing.

Come in and sit down

Hello, hello, Miss Minh Hien.
May I come in and sit down?
Hello, hello. Yes, you can.
Come in, sit down and study.
Open your book and read aloud:
A B C D E F G!



4 Read and match.  

1 Open

2 Be

3 May I ask a

4 May I write

5 Don't

a talk!

b question, Mr Loc?

c your book, please!

d my name, Miss Hien?

e quiet, please!

5 Look, read and write.   



1. _____ down, please!



2. Don't _____, please!



3. A: May I _____?
B: Yes, _____.



4. A: May I _____?
B: No, _____.

6 Project 

Write and put the instructions in a box. Choose and act them out.





Lesson 1

1 Look, listen and repeat.   

a

That's my school.

Is it big?

Yes, it is.

b


That's my classroom.

Is it big?


No, it isn't. It's small.

2 Point and say.  












3 Let's talk.  




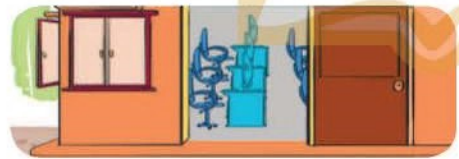
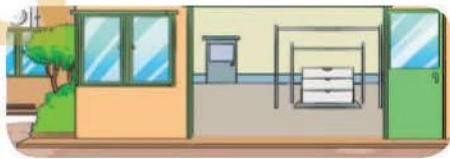


 That's = That is

4 Listen and tick.  


1.		a <input type="checkbox"/>		b <input type="checkbox"/>		c <input type="checkbox"/>
2.		a <input type="checkbox"/>		b <input type="checkbox"/>		c <input type="checkbox"/>
3.		a <input type="checkbox"/>		b <input type="checkbox"/>		c <input type="checkbox"/>

5 Look, read and write.   

		1. That is my _____.		2. That is the _____.
		3. That is the _____.		4. That is the _____.

6 Let's sing. 

This is the way we go to school


	This is the way we go to school, Go to school, go to school. This is the way we go to school, So early in the morning.	This is the way we go to school, Go to school, go to school. This is the way we go to school, So early in the morning.
---	---	---

Lesson 2

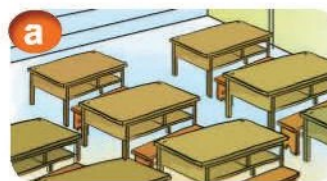

1 Look, listen and repeat.



2 Point and say.



3 Let's talk.



4 Listen and number.  



a



b



c



d

5 Read and circle.  

Look at my school. It is beautiful. That is my classroom. It is big. And that is the computer room. It is new but small. Look at the library. It is large and new. And look at the gym. It is big but old.



1. The classroom is (*big* / *small*).
2. The computer room is (*big* / *small*).
3. The library is (*old* / *new*).
4. The gym is (*new* / *big*).

6 Write about your school. 

1. Is your school big? _____.
2. Is the computer room new? _____.
3. Is the gym large? _____.
4. Is the library big? _____.

Lesson 3

1 Listen and repeat.

g **gym** The **g**ym is old.

l **look** Look at the school.


2 Listen and write.



1. The school _____ is large.

2. _____ at the library.

3 Let's chant.



Is your school new?

Is your school new?	Yes, it is. It's new.
Is your school big?	Yes, it is. It's big.
Is your classroom large?	No, it isn't. It's small.
Is the playground small?	No, it isn't. It's large.

4 Read and match. 

- | | |
|--------------------------|-----------------------------|
| 1 Is that your school? | a No, it isn't. It's old. |
| 2 Is the library big? | b Wow! It's very nice. |
| 3 Is the music room new? | c No, it isn't. It's small. |
| 4 This is my school. | d Yes, it is. |

5 Read and complete. 

it gym playground nice classroom

This is my school. It is new and nice. The school (1) _____ is very large. I play and chat with my friends there. That is the library. (2) _____ is old but large. The (3) _____ is new but small. I do exercise there. And here is my (4) _____. It is large and very (5) _____.

6 Project 

Write the names of the rooms in the school.
Tell your classmates about them.





Unit 8

This is my pen

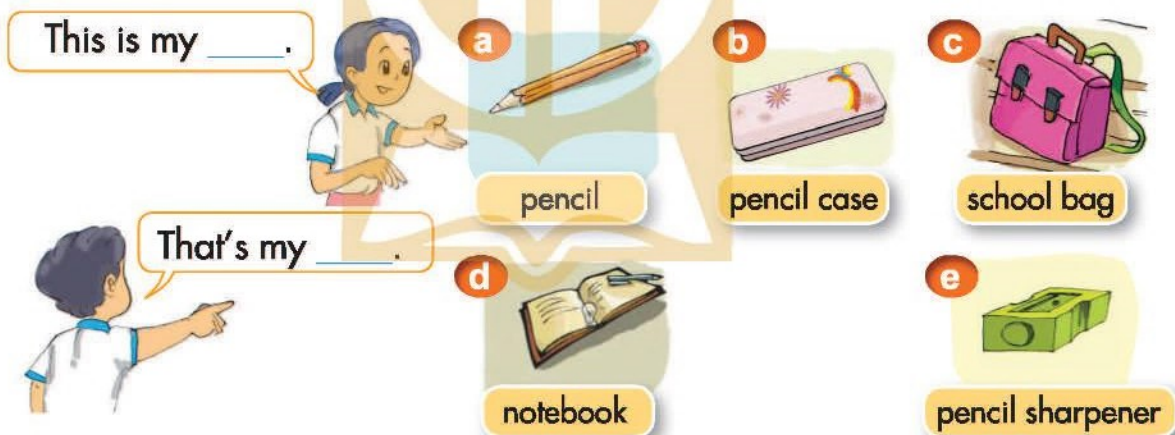


Lesson 1

1 Look, listen and repeat.   












2 Point and say.  



3 Let's talk. 



4 Listen and tick.  

- | | | | |
|----|--|--|--|
| 1. |  a <input type="checkbox"/> |  b <input type="checkbox"/> |  c <input type="checkbox"/> |
| 2. |  a <input type="checkbox"/> |  b <input type="checkbox"/> |  c <input type="checkbox"/> |
| 3. |  a <input type="checkbox"/> |  b <input type="checkbox"/> |  c <input type="checkbox"/> |

5 Look, read and write.   



1. This is my _____ . 2. That is my _____ .
 It _____ new. _____ old.



6 Let's play. 

Slap the board

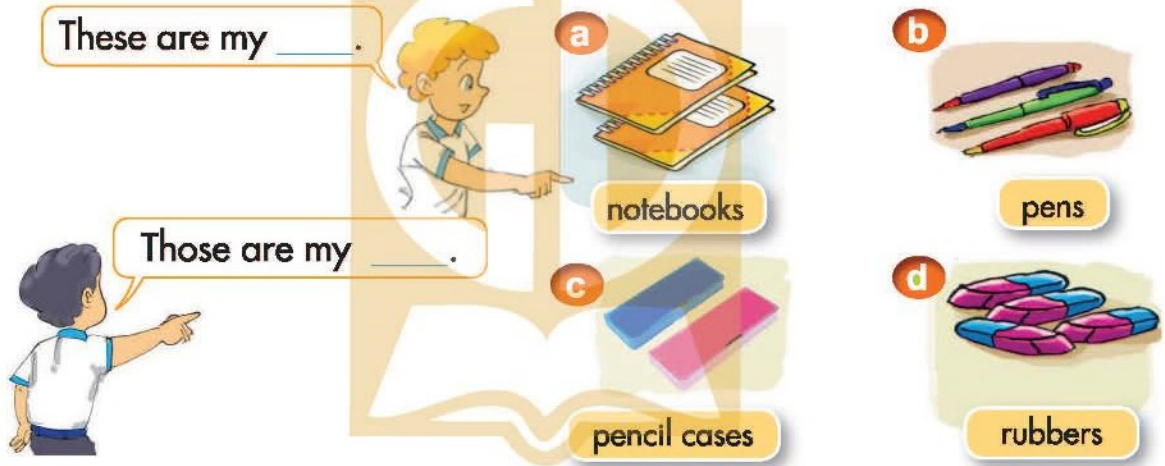


Lesson 2

1 Look, listen and repeat.   



2 Point and say.  




3 Let's talk.  



4 Listen and number.  



5 Read and write.  



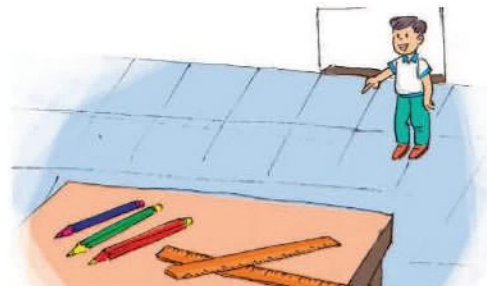
Hi! My name is Nam. This is my classroom. It is small but nice. This is my desk and these are my school things. This is my school bag. It is big. These are my books and notebooks. They are new. These are my pencil cases and pens. They are new too. Look! Those are my new friends.

1. My _____ is Nam.
2. My classroom is _____ but _____.
3. My _____ is big.
4. My _____ and _____ are new.
5. My _____ and _____ are new too.

6 Let's write. 



1. These _____ my _____
and _____.



2. Those _____ my _____
and _____.

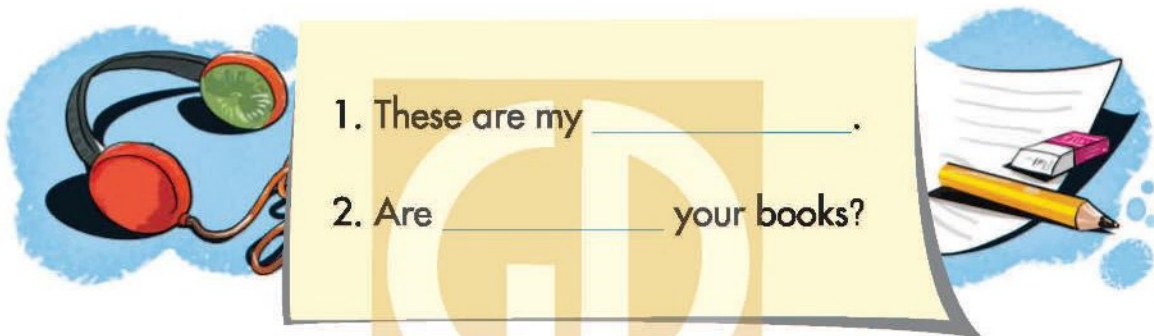
Lesson 3

1 Listen and repeat.

r **ruler** Those are **r**ulers.

th **these** **Th**ese are pens.

2 Listen and write.



1. These are my _____.

2. Are _____ your books?

3 Let's chant.


Look! Look! Look!

Look! Look! Look!
These are books.
They're my books.

Look! Look! Look!
These are pens.
They're my pens.

Look! Look! Look!
Those are robots.
They're my robots.

Look! Look! Look!
Those are notebooks.
They're my notebooks.



4 Read and match.  

- | | |
|--------------------|--------------|
| 1 This is a | a cases. |
| 2 That is a pencil | b pen. |
| 3 These are pencil | c books. |
| 4 Those are | d sharpener. |


5 Read and write.  



1. Hello! My _____ is Linda. 4. Look! _____ my school bag.
2. _____ my rubber. 5. And _____ my notebooks.
3. _____ my _____ and _____.

6 Project 

Draw your school things. Colour and write the names.
Show them to your friends.





Lesson 1

1 Look, listen and repeat.



a Is this your school bag?



Yes, it is.

b Is that your pen?




No, it isn't. My pen is here.

2 Point and say.



Is this/that your _____?



No, it isn't.

Yes, it is.



desk/yes



pencil sharpener/no



pen/yes



pencil case/no










3 Let's talk.




Is this/that _____?



4 Listen and tick.  

- | | | | | |
|--|---|----------------------------|--|----------------------------|
| 1.  |  | a <input type="checkbox"/> |  | b <input type="checkbox"/> |
| 2.  |  | a <input type="checkbox"/> |  | b <input type="checkbox"/> |
| 3.  |  | a <input type="checkbox"/> |  | b <input type="checkbox"/> |

5 Look, read and write.   



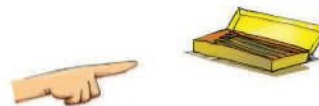
1. **Mary:** Is this your _____ ?
Peter: Yes, _____ .
2. **Mary:** Is this your _____ ?
Peter: No, _____ .



3. **Mary:** Is that your _____ ?
Peter: Yes, _____ .
4. **Mary:** Is that your _____ ?
Peter: Yes, _____ .

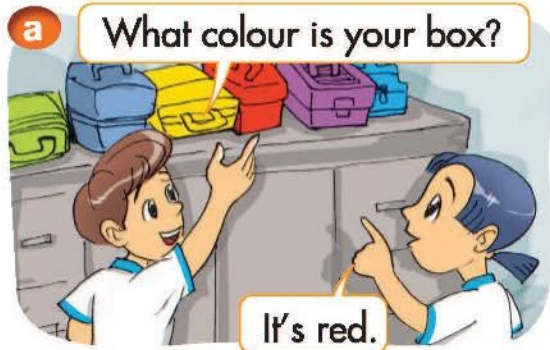
6 Let's write. 

1. This is a _____ .
2. Is this your _____ ? Yes, _____ .
3. That is a _____ .
4. Is that your _____ ? No, _____ .



Lesson 2

1 Look, listen and repeat.



2 Point and say.

What colour is/are your ____?

It's/They're ____.



3 Let's talk.


What colour is/are ____?



4 Listen and number.  



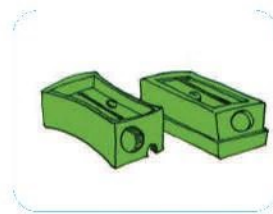
a



b



c



d

5 Read and match.  


1. This is my desk. It is yellow.

2. These are my pencil sharpeners. They are blue.

3. That is my pen. It is black.

4. Those are my pencils. They are green.

5. That is my bookcase. It is brown.



6 Let's sing. 

My new pen

Linda, Mai, do you have any pens?

Yes, sir, yes, sir, here they are.

One is for Peter and one is for Mai.

And one is for you, sir. Thanks! Goodbye.



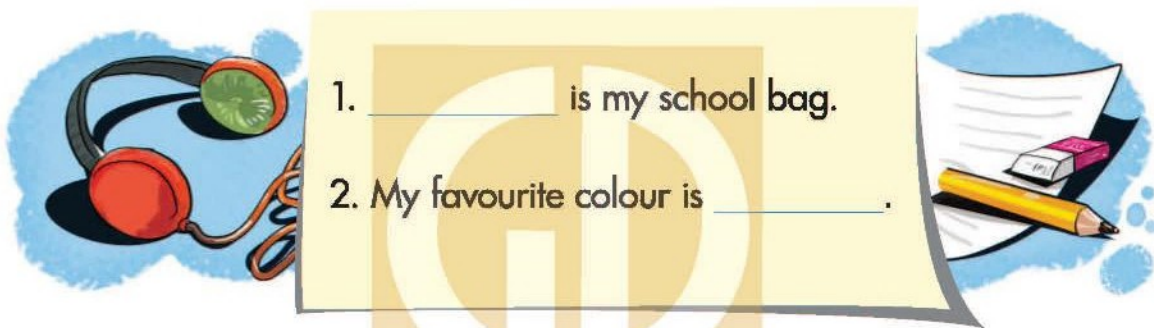
Lesson 3

1 Listen and repeat.

i **it** What colour is **it**?

o **orange** It's **orange**.

2 Listen and write.

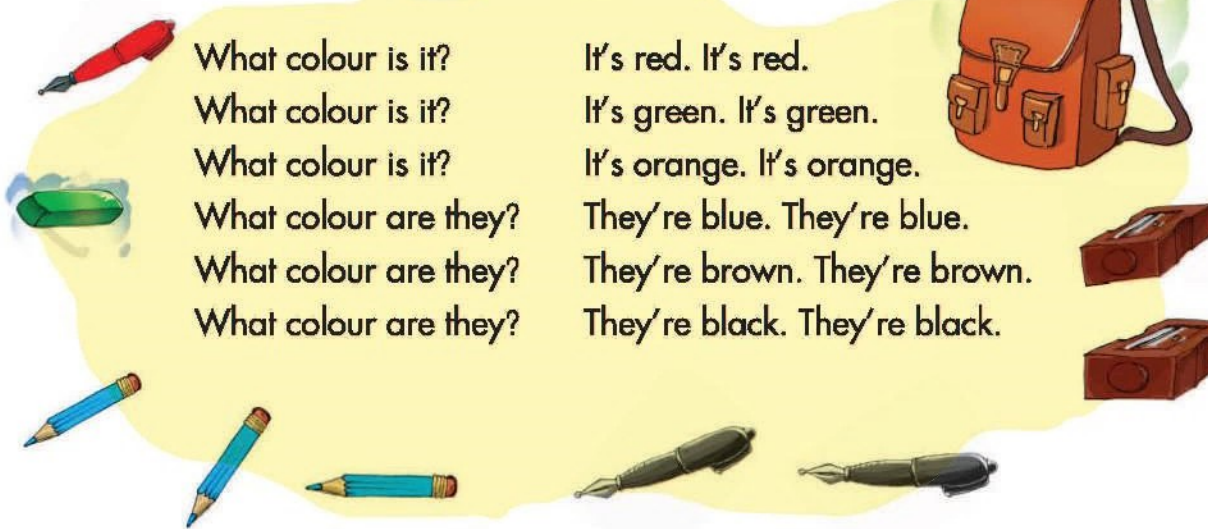


1. _____ is my school bag.

2. My favourite colour is _____.

3 Let's chant.

What colour is it?



What colour is it?	It's red. It's red.
What colour is it?	It's green. It's green.
What colour is it?	It's orange. It's orange.
What colour are they?	They're blue. They're blue.
What colour are they?	They're brown. They're brown.
What colour are they?	They're black. They're black.

4 Read and match.  

- | | |
|----------------------------|------------------|
| 1 Is that your school bag? | a Yes, they are. |
| 2 What colour is it? | b They're green. |
| 3 Are these your rubbers? | c Yes, it is. |
| 4 What colour are they? | d It's black. |


5 Read and complete.  

they pens colour desk green

This is my school bag. It is (1) _____. That is my
(2) _____. It is brown. These are my books.
(3) _____ are blue. Those are my (4) _____.
They are black. And what (5) _____ is your school bag?

6 Project 

Colour the rainbow. Talk about it with your classmate.



What do you do at break time?




Lesson 1

1 Look, listen and repeat.   

a What do you do at break time, Mai?







b And what about you, Phong?



2 Point and say.  

What do you do at break time?



3 Let's talk.  

What do you do at break time?



4 Listen and tick.  

1.



a



b

2.



a



b

3.



a



b

5 Read and write.  

Hello. My name is Nam. These are my friends, Quan, Mai, Linda, Tony, and Phong. At break time, we play different games and sports. Quan and I play chess. Mai and Phong play table tennis. Linda and Tony play badminton.

1. Quan and Nam play _____.

2. Mai and Phong play _____.

3. Linda and Tony play _____.



6 Write about you. 

What do you play at break time?

I play _____.




Lesson 2

1 Look, listen and repeat.   


a Do you like badminton, Linda?



b Do you like hide-and-seek, Tom?



2 Point and say.  



3 Let's talk.  



4 Listen and number.  



a



b



c



d

5 Read and write.  

Hi, I am Phong. I am at school with my friends now. I like table tennis. At break time, Nam and I play table tennis. Quan and Tony do not like table tennis. They like chess. Mai and Linda do not like chess or table tennis. They like badminton.

1. What do Phong and Nam like? They like _____.
2. What do Quan and Tony like? They _____.
3. What do Mai and Linda like? _____.

6 Let's sing. 

Hide-and-seek

Hide, hide, hide-and-seeek.
 Let's play hide-and-seeek.
 Where is Tony?
 Where is Mary?
 I can't find you all.



Lesson 3

1 Listen and repeat.

bl

blind

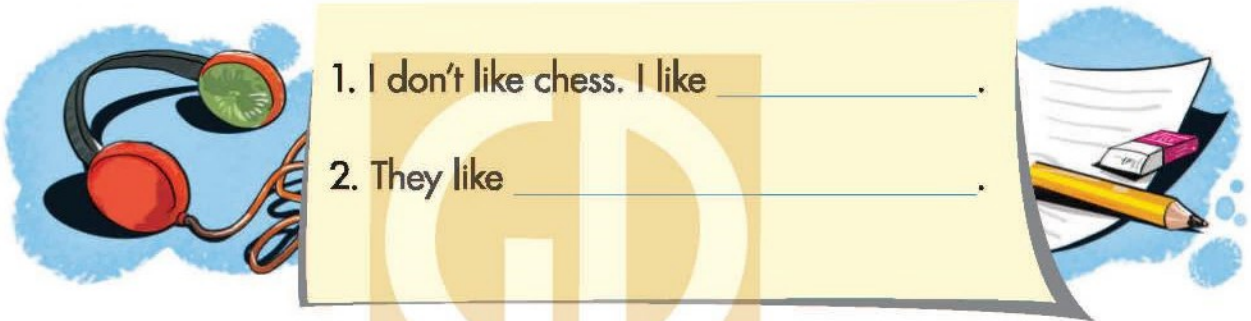
Do you like **blind** man's bluff?

sk

skating

I like **skating**.

2 Listen and write.



1. I don't like chess. I like _____.

2. They like _____.

3 Let's chant.

What do you do at break time?

Break time. Break time.

What do you do at break time? I play chess. I play chess.

Break time. Break time.

What do you do at break time? I play badminton. I play badminton.

Break time. Break time.

What do you do at break time? I play table tennis. I play table tennis.

Break time. Break time.

What do you do at break time? I play hide-and-seek. I play hide-and-seek.



4 Read and match.  

- | | |
|---------------------------------|----------------------|
| 1 What do you do at break time? | a OK. Let's play it. |
| 2 Do you like football? | b I play badminton. |
| 3 Let's play football. | c Yes, I do. |
| 4 What do Mai and Linda like? | d They like chess. |

5 Write about you. 



Hi! My name is _____ . I like _____ .

At break time, I play _____ .

6 Project 

Bingo


badminton	volleyball	chess
football	table tennis	hide-and-seek
skipping	skating	blind man's bluff

Review 2

1 Listen and tick.



a



b



a



b



a



b



a



b



a



b

2 Listen and number.



a



b



c



d

3 Read and complete.  



room Quan school playground

This is my (1) _____. It's big. I'm in Class 3B. My classroom is big too. Now it is break time. Many of my friends are in the (2) _____. I'm in the computer (3) _____ with my friend (4) _____.

4 Read and match.  





- | | |
|-----------------------------------|----------------------|
| 1 Is your school big? | a It's brown. |
| 2 Are those your books? | b Yes, you can. |
| 3 What colour is your school bag? | c Yes, they are. |
| 4 May I come in? | d I play basketball. |
| 5 What do you do at break time? | e Yes, it is. |

5 Look and say.  




Short story Cat and Mouse 2

1 Fill the gaps. Then listen and check.   



2 Ask and answer the questions. 

1. What colour is Chit?
2. Is Miu a brown cat?
3. What colour is Maurice?
4. Is the house big or small?

3 Number the sentences. Then act out in pairs. 

- Chit: It's big!
- Maurice: That's right.
- Maurice: Yes, it is.
- Maurice: Pleased to meet you too.
- Miu: Maurice, this is Chit.
- Chit: Pleased to meet you, Maurice.
- Chit: Is this your house?

4 Put the words in the correct order. 

1. your is chair that _____ ?
2. you hide-and-seeK do like _____ ?
3. too pleased meet to you _____ .
4. play hide-and-seeK let's _____ .
5. your is this house _____ ?

GLOSSARY

am	<i>là</i>	U1
and	<i>và</i>	U1
are	<i>là</i>	U2
badminton	<i>cầu lông</i>	U10
basketball	<i>bóng rổ</i>	U10
beautiful	<i>đẹp</i>	U7
big	<i>to, lớn</i>	U7
black	<i>màu đen</i>	U9
blind man's bluff	<i>trò chơi bịt mắt bắt dê</i>	U10
blue	<i>màu xanh da trời</i>	U9
book	<i>quyển sách</i>	U6
bookcase	<i>tủ sách</i>	U9
brown	<i>màu nâu</i>	U9
but	<i>nhưng mà</i>	U7
bye	<i>tạm biệt (thân mật hơn goodbye)</i>	U1
calculator	<i>máy tính bỏ túi</i>	U9
can	<i>có thể</i>	U6
chess	<i>cờ</i>	U10
classroom	<i>lớp học</i>	U7

close	<i>đóng, khép</i>	U6
colour	<i>màu</i>	U9
come here	<i>đến đây</i>	U6
come in	<i>mời vào (nơi nào đó)</i>	U6
computer	<i>máy vi tính</i>	U7
desk	<i>bàn học sinh</i>	U8
don't talk	<i>đừng nói chuyện</i>	U6
eight	<i>tám (8)</i>	U4
fine	<i>tốt</i>	U1
five	<i>năm (5)</i>	U4
football	<i>bóng đá</i>	U10
four	<i>bốn (4)</i>	U4
friend	<i>bạn</i>	U5
goodbye	<i>chào tạm biệt</i>	U1
good morning	<i>chào vào buổi sáng (lịch sự)</i>	U6
green	<i>màu xanh lá cây</i>	U9
gym	<i>nhà đa năng, phòng tập thể dục</i>	U7
hello	<i>lời chào (thân mật)</i>	U1

GLOSSARY

hi	<i>lời chào (thân mật hơn so với hello)</i>	U1
hide-and-seek	<i>trò chơi trốn tìm</i>	U10
how old	<i>bao nhiêu tuổi</i>	U4
I	<i>tôi</i>	U1
is	<i>là</i>	U2
it	<i>nó</i>	U3
jump	<i>nhảy</i>	U4
large	<i>rộng</i>	U7
library	<i>thư viện</i>	U7
look	<i>nhìn</i>	U7
may	<i>xin phép</i>	U6
May I...?	<i>Câu xin phép được làm điều gì</i>	U6
Miss	<i>Cô</i>	U1
Mr	<i>Thầy, Anh (ấy), Cậu (ấy), Ông (ấy)</i>	U4
my	<i>của tôi</i>	U2
name	<i>tên</i>	U2
new	<i>mới</i>	U7
Nice to meet you.	<i>Câu chào lịch sự khi gặp ai lần đầu.</i>	U1

nine	<i>chín (9)</i>	U4
no	<i>không, không phải</i>	U3
notebook	<i>vở ghi</i>	U8
old	<i>cũ</i>	U7
one	<i>một (1)</i>	U4
open	<i>mở</i>	U6
orange	<i>màu da cam</i>	U9
pen	<i>bút</i>	U8
pencil	<i>bút chì</i>	U8
pencil case	<i>túi/hộp bút chì</i>	U8
pencil sharpener	<i>cái gọt bút chì</i>	U9
playground	<i>sân chơi</i>	U7
please	<i>xin vui lòng</i>	U6
question	<i>câu hỏi</i>	U6
quiet	<i>yên lặng</i>	U6
red	<i>màu đỏ</i>	U9
room	<i>phòng</i>	U7
rubber	<i>cục tẩy</i>	U8

GLOSSARY

ruler	<i>thước kẻ</i>	U8
school	<i>trường học</i>	U7
school bag	<i>cặp sách</i>	U8
school thing	<i>dụng cụ học tập</i>	U8
seven	<i>bảy (7)</i>	U4
sit down	<i>ngồi xuống</i>	U6
six	<i>sáu (6)</i>	U4
skating	<i>trượt băng/pa tanh</i>	U10
skipping	<i>nhảy dây</i>	U10
sorry	<i>xin lỗi</i>	U6
speak aloud	<i>nói to lên</i>	U6
stand up	<i>đứng lên</i>	U6
table tennis	<i>bóng bàn</i>	U10
talk	<i>nói chuyện</i>	U1
ten	<i>mười (10)</i>	U4
thanks	<i>cảm ơn (thân mật)</i>	U1
thank you	<i>cảm ơn (lịch sự hơn thanks)</i>	U1
that	<i>kia (số ít)</i>	U3

these	<i>này (số nhiều)</i>	U8
they	<i>họ</i>	U5
this	<i>này (số ít)</i>	U3
those	<i>kia (số nhiều)</i>	U8
three	<i>ba (3)</i>	U4
too	<i>cũng</i>	U4
two	<i>hai (2)</i>	U4
what	<i>gì</i>	U2
white	<i>màu trắng</i>	U9
who	<i>ai</i>	U4
write	<i>viết</i>	U6
year	<i>năm, tuổi</i>	U4
yellow	<i>màu vàng</i>	U9
yes	<i>đúng vậy</i>	U3
you	<i>bạn (người cùng đối thoại)</i>	U2
your	<i>của bạn, của các bạn</i>	U2

Chịu trách nhiệm xuất bản :

Chủ tịch Hội đồng Thành viên kiêm Tổng Giám đốc NGUYỄN NGÔ TRẦN ÁI

Phó Tổng Giám đốc kiêm Tổng biên tập GS. TS VŨ VĂN HÙNG

Biên tập nội dung : LÊ THỊ HUỆ – TRẦN THU HÀ – KEN WILSON – MARY-JANE NEWTON – CAUVIS FUNG

Biên tập mỹ thuật : NGUYỄN BÍCH LA

Thiết kế sách : LÊ THẾ HẢI

Trình bày bìa : NGUYỄN BÍCH LA

Minh họa : NGUYỄN BÍCH LA – ĐẶNG HOÀNG VŨ – NGUYỄN PHƯƠNG DUNG

Sửa bản in : LÊ THỊ HUỆ – TRẦN THU HÀ

Chế bản tại : CTCP MĨ THUẬT & TRUYỀN THÔNG

Sách được biên soạn, biên tập, thiết kế với sự cộng tác của Nhà xuất bản Macmillan (MPC).
Trong sách có sử dụng một số hình ảnh từ Internet.

TIẾNG ANH 3 – SÁCH HỌC SINH – TẬP MỘT

Mã số : 1H314T4

Số ĐKKH xuất bản : 01-2014/CXB/83-1062/GD

In bản (QĐ), khổ 19 × 26.5 (cm)

In tại :

Địa chỉ :

In xong và nộp lưu chiểu tháng năm 2014.